

2019 Got Needs Survey

Health/ Access to Health Services

Respondents Who Are Able to Access Medical Services

Adequate access to medical services is vital to a population's social and physical wellbeing.

Respondents Who Are Able to Access Medical Services

94.0%

(2021)

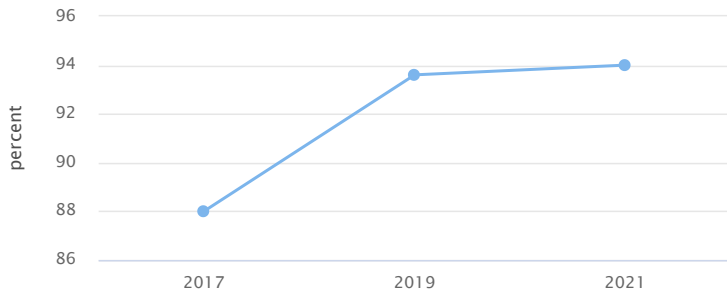


Prior Value
(93.6%)

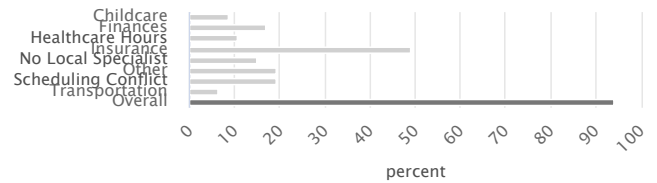


Kings County 2023
Target
(96.0%)

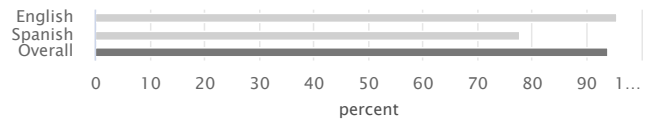
Respondents Who Are Able to Access Medical Services



Respondents Who Are Able to Access Medical Services by If No, Why Not?



Respondents Who Are Able to Access Medical Services by Language Spoken



Respondents Who Stated Their Families Are Covered by Health Insurance

Adequate health care coverage is vital to a population's social and physical wellbeing.

Respondents Who Stated Their Families Are Covered by Health Insurance

91.2%

(2021)

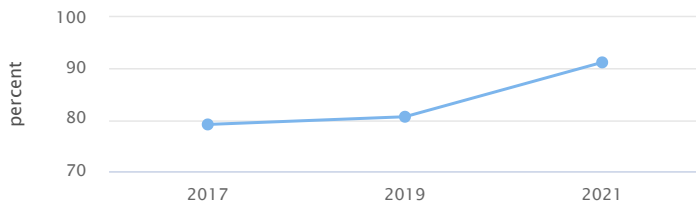


Prior Value
(80.6%)

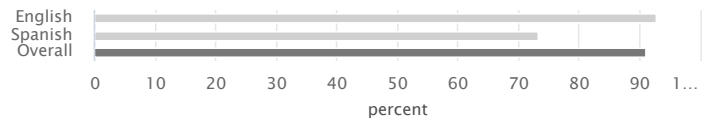


Kings County 2023
Target
(87.0%)

Respondents Who Stated Their Families Are Covered by Health Insurance



Respondents Who Stated Their Families Are Covered by Health Insurance by Language Spoken



Health/ Exercise, Nutrition, & Weight

Respondents who Stated They Eat Healthy Food Most of the Time

Proper nutrition and access to such foods is vital to our overall health.

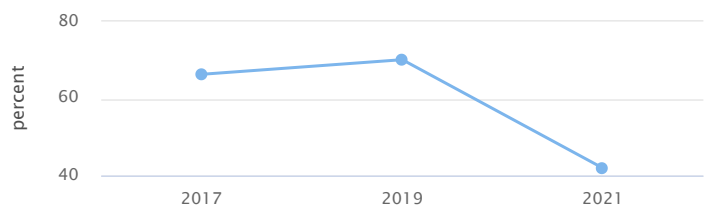
Respondents who Stated They Eat Healthy Food Most of the Time

41.9%
(2021)

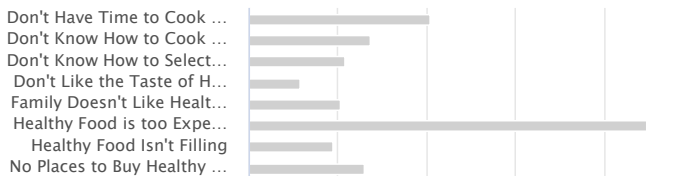
▼
Prior Value
(70.1%)

⊗
Kings County 2023
Target
(72.9%)

Respondents who Stated They Eat Healthy Food Most of the Time



Respondents who Stated They Eat Healthy Food Most of the Time by What are your Three Biggest Barriers to Healthy Eating?



Health/ Maternal, Fetal, Infant Health

Respondents who are Aware of Free to Low-Cost Family Planning Services in the Community

Access to family planning services is necessary for a healthy population.

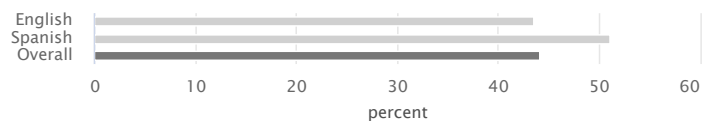
Respondents who are Aware of Free to Low-Cost Family Planning Services in the Community

44.2%
(2021)

▼
Prior Value
(50.2%)

⊗
Kings County 2023
Target
(55.2%)

Respondents who are Aware of Free to Low-Cost Family Planning Services in the Community by Language Spoken



Health/ Mental Health & Mental Disorders

Respondents who Have Used Mental Health Services in the Community

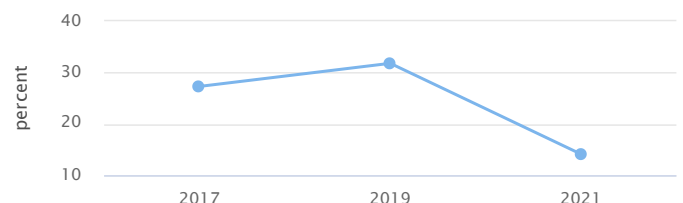
It's important to measure the impact and knowledge of these programs for our community members.

Respondents who Have Used Mental Health Services in the Community

14.1%
(2021)

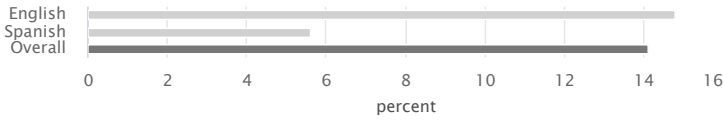
▼
Prior Value
(31.8%)

Respondents who Have Used Mental Health Services in the Community



Respondents who Have Used Mental Health Services in the Community by Language

Services in the Community by Language Spoken



Respondents who are Able to Access Mental Health Services

Access to care is a vital factor in maintaining a healthy population.

Respondents who are Able to Access Mental Health Services

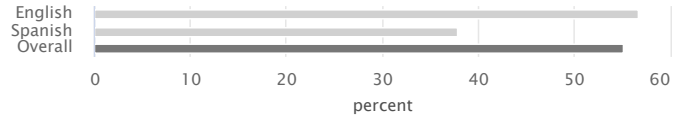
55.2%

(2021)

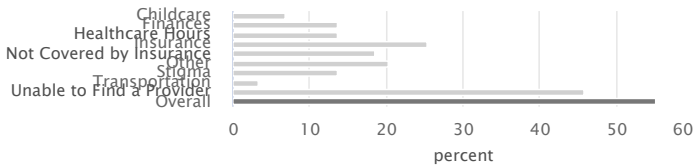


Prior Value
(80.0%)

Respondents who are Able to Access Mental Health Services by Language Spoken



Respondents who are Able to Access Mental Health Services by If No, Why Not?



Respondents who Agreed Suicide has Seriously Affected Their Lives

Suicide prevention strategies and access to mental health care may be able to help those contemplating taking their own lives.

Respondents who Agreed Suicide has Seriously Affected Their Lives

11.7%

(2021)

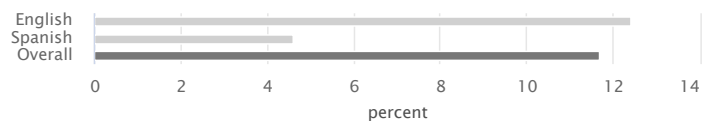


Prior Value
(11.0%)

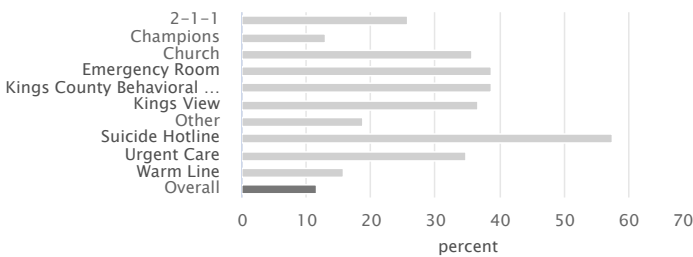


Kings County 2023
Target
(9.9%)

Respondents who Agreed Suicide has Seriously Affected Their Lives by Language Spoken



Respondents who Agreed Suicide has Seriously Affected Their Lives by Awareness of Suicide Resources



Health/ Substance Abuse

Respondents who Have Used Drug and Alcohol Services in the Community

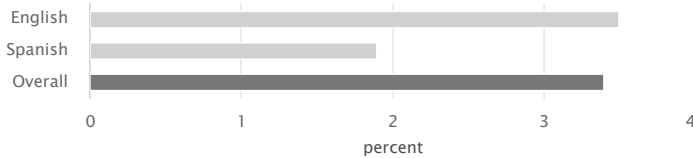
It's important to measure the impact and knowledge of these programs for our community members.

Respondents who Have Used Drug and Alcohol Services in the Community

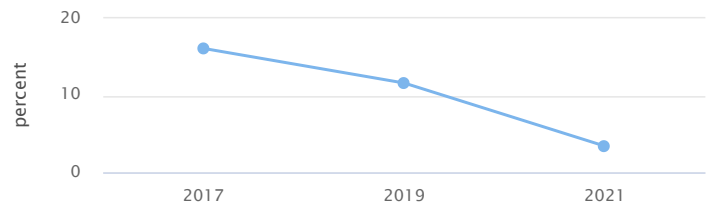
3.4%
(2021)

▼
Prior Value
(11.6%)

Respondents who Have Used Drug and Alcohol Services in the Community by Language Spoken



Respondents who Have Used Drug and Alcohol Services in the Community



Economy

Respondents who Have Used Food Assistance in the Community

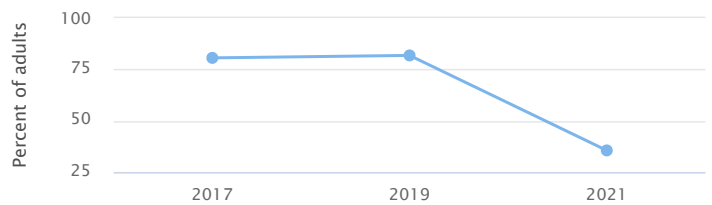
It's important to measure the impact and knowledge of these programs for our community members.

Respondents who Have Used Food Assistance in the Community

35.5%
Percent of adults
(2021)

▼
Prior Value
(81.8%)

Respondents who Have Used Food Assistance in the Community



Respondents who Receive Services from Kings Community Action Organization

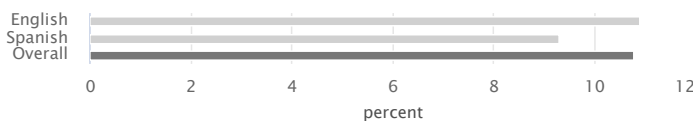
It's important to measure the impact and knowledge of programs like Kings Community Action Organization for our community members.

Respondents who Receive Services from Kings Community Action Organization

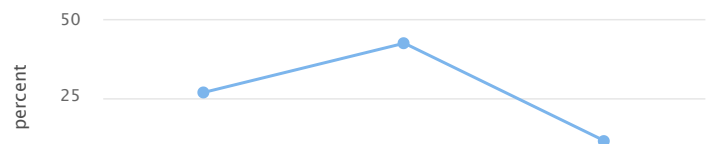
10.8%
(2021)

▼
Prior Value
(42.6%)

Respondents who Receive Services from Kings Community Action Organization by Language Spoken



Respondents who Receive Services from Kings Community Action Organization



Economy/ Employment

Respondents Who Feel a Lack of Job Skills Have Prevented Them From Obtaining a Job In the Last Two Years

Adequate employment is vital to a populations' social and economical wellbeing.

Respondents Who Feel a Lack of Job Skills Have Prevented Them From Obtaining a Job In the Last Two Years

24.5

(2021)



Prior Value
(24.9)

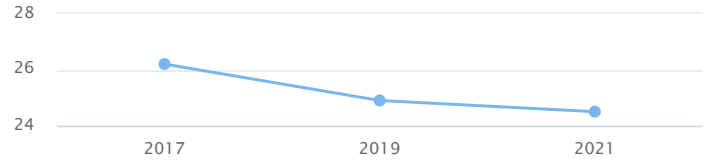


Kings County 2023
Target
(24.0)

Respondents Who Feel a Lack of Job Skills Have Prevented Them From Obtaining a Job In the Last Two Years by Language Spoken



Respondents Who Feel a Lack of Job Skills Have Prevented Them From Obtaining a Job In the Last Two Years



Respondents Who Feel a Lack of Job Skills Have Prevented Them From Obtaining a Job In the Last Two Years by Has a Lack of Job Skills Prevented Anyone in Your Household from Getting a Better Paying Job?



Economy/ Housing Affordability & Supply

Respondents Who Are Having Trouble Affording an Apartment or House in Their Community

Adequate affordable housing is vital to a population's social and mental health and wellbeing.

Respondents Who Are Having Trouble Affording an Apartment or House in Their Community

23.6%

Percent of respondents
(2021)

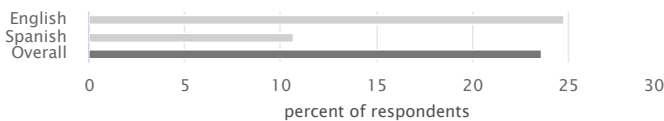


Prior Value
(33.7%)

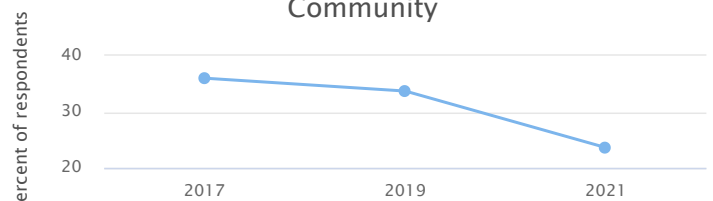


Kings County 2023
Target
(32.0%)

Respondents Who Are Having Trouble Affording an Apartment or House in Their Community by Language Spoken



Respondents Who Are Having Trouble Affording an Apartment or House in Their Community



Respondents Who Are Having Trouble Paying Their Utility Bills

Housing utilities are vital to a population's social and physical wellbeing.

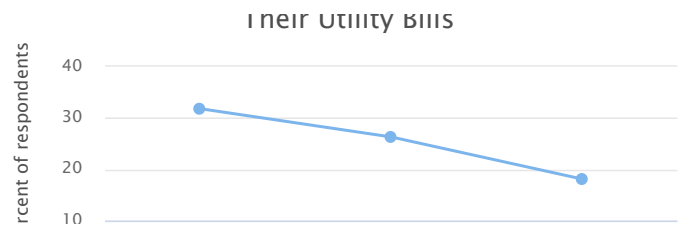
Respondents Who Are Having Trouble Paying Their Utility Bills

Respondents Who Are Having Trouble Paying Their Utility Bills

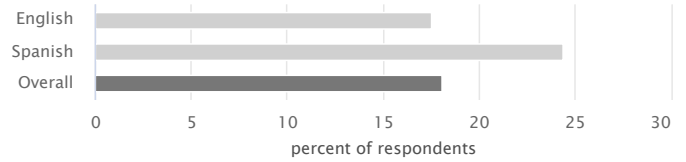
18.1%
Percent of respondents
(2021)


Prior Value
(26.3%)


Kings County 2023
Target
(28.0%)



Respondents Who Are Having Trouble Paying Their Utility Bills by Language Spoken




Economy/ Income

Respondents who Reported Annual Household Incomes of \$50,000 or More

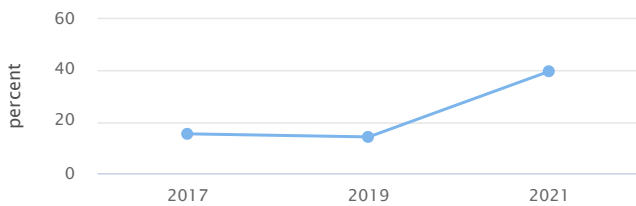
It is important to understand the income levels and income disparities of our residents.

Respondents who Reported Annual Household Incomes of \$50,000 or More

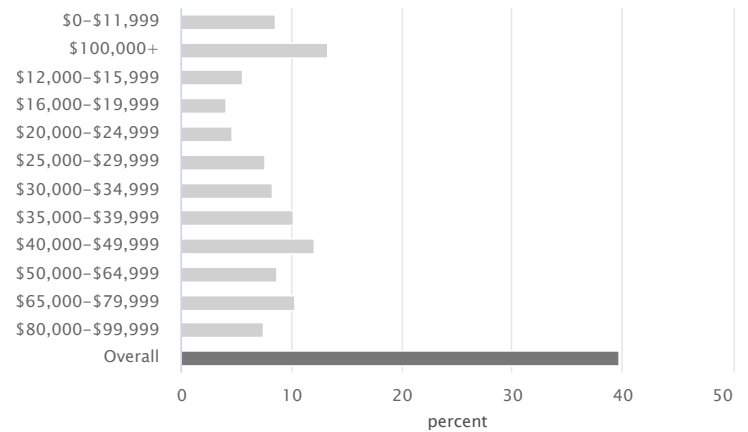
39.7%
(2021)


Prior Value
(14.1%)

Respondents who Reported Annual Household Incomes of \$50,000 or More



Respondents who Reported Annual Household Incomes of \$50,000 or More by Household Income




Economy/ Poverty

Respondents Who Feel They Won't Have Enough Food to Feed Their Family

Adequate food is vital to a population's social and physical wellbeing.

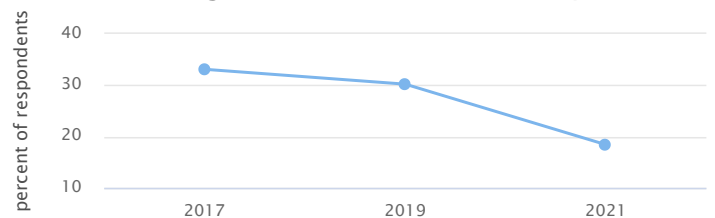
Respondents Who Feel They Won't Have Enough Food to Feed Their Family

18.4%
Percent of respondents
(2021)


Prior Value
(30.2%)

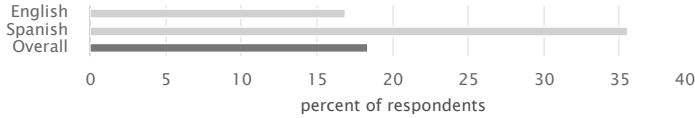

Kings County 2023
Target
(30.0%)

Respondents Who Feel They Won't Have Enough Food to Feed Their Family



Respondents Who Feel They Won't Have

respondents who feel they won't have Enough Food to Feed Their Family by Language Spoken



Respondents who are Currently Having Trouble Paying Rent or Mortgage

Housing can be a high percentage of a family's monthly costs. Stable and affordable housing is an important factor in emotional and physical health.

Respondents who are Currently Having Trouble Paying Rent or Mortgage

13.6%

(2021)

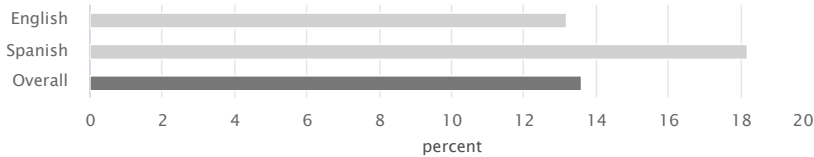


Prior Value
(23.3%)



Kings County 2023
Target

Respondents who are Currently Having Trouble Paying Rent or Mortgage by Language Spoken



Education

Respondents who Stated they Have a Home Computer

Adequate access to a computer is vital to a population's social wellbeing.

Respondents who Stated they Have a Home Computer

77.7%

(2021)

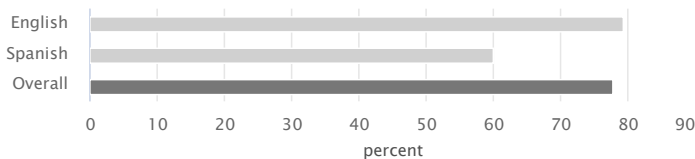


Prior Value
(51.8%)

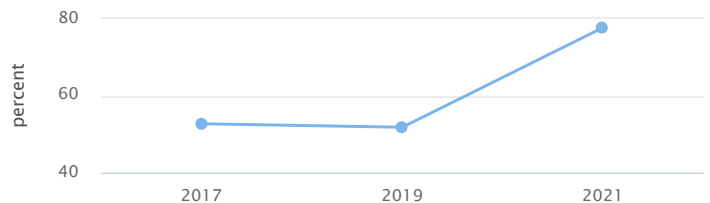


Kings County 2023
Target
(58.0%)

Respondents who Stated they Have a Home Computer by Language Spoken



Respondents who Stated they Have a Home Computer



Respondents who Stated they Have Internet Access in their Home

Adequate access to the internet is vital to a population's social wellbeing.

Respondents who Stated they Have Internet Access in their Home

94.2%



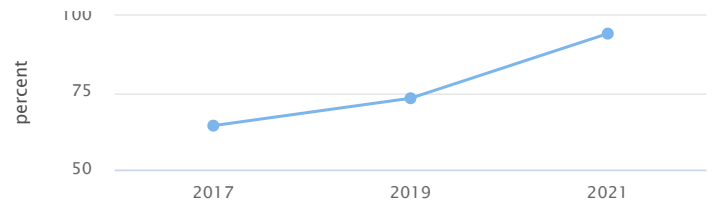
Respondents who Stated they Have Internet Access in their Home

100%

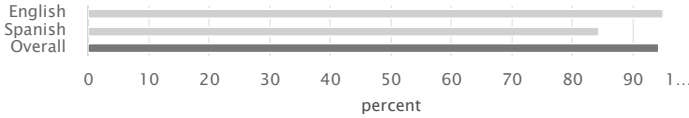
94.2%
(2021)

Prior Value
(73.2%)

Kings County 2023
Target
(70.7%)



Respondents who Stated they Have Internet Access in their Home by Language Spoken



Environment/ Built Environment

Respondents Who Feel There Are Enough Parks In Their Area

Adequate parks are vital to a population's physical and mental health and help to provide a community gathering space.

Respondents Who Feel There Are Enough Parks In Their Area

65.6%

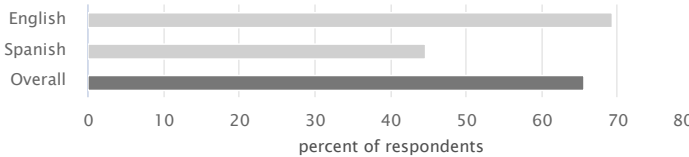
Percent of respondents

Prior Value
(60.4%)

Kings County 2023
Target
(66.5%)

Respondents Who Feel There Are Enough Parks In Their Area

Respondents Who Feel There Are Enough Parks In Their Area by Language Spoken



Respondents who Feel There are Enough Recreation Activities in their Area

Recreation activities help maintain a physically and mentally healthy population.

Respondents who Feel There are Enough Recreation Activities in their Area

22.2%

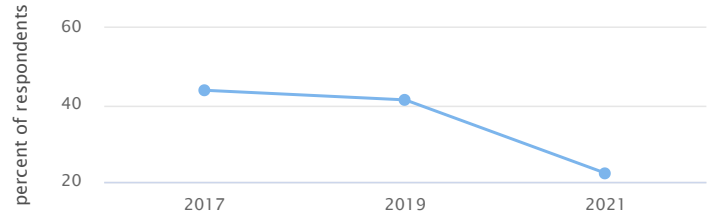
Percent of respondents
(2021)

Prior Value
(41.3%)

Kings County 2023
Target
(50.4%)

Respondents who Feel There are Enough Recreation Activities in their Area

Respondents who Feel There are Enough Recreation Activities in their Area by Language Spoken




Respondents who Feel There are Enough Recreation Areas in the Community

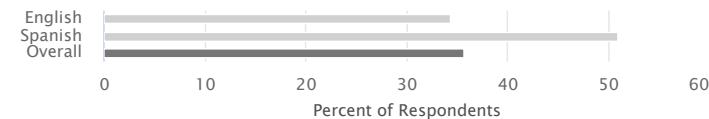
Respondents who feel there are enough recreation areas in the community

Adequate recreation areas are vital to a population's physical and mental health and help to provide a community gathering space.

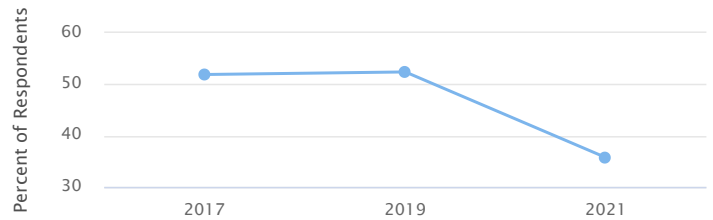
Respondents who Feel There are Enough Recreation Areas in the Community



Respondents who Feel There are Enough Recreation Areas in the Community by Language Spoken




Respondents who Feel There are Enough Recreation Areas in the Community



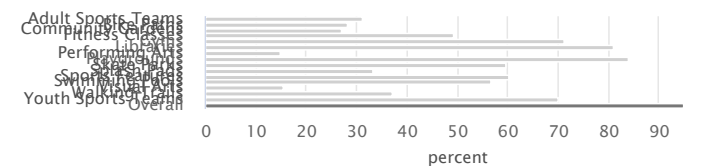
Respondents who Stated there are Parks in their Community

It is important to understand both the amount of recreational areas available, as well as residents' perception of these areas.

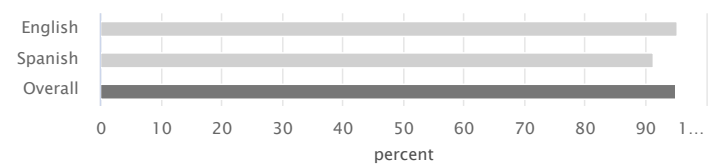
Respondents who Stated there are Parks in their Community



Respondents who Stated there are Parks in their Community by Recreation Areas



Respondents who Stated there are Parks in their Community by Language Spoken




Public Safety

Respondents Who Have Been Victims of Violence Their Community

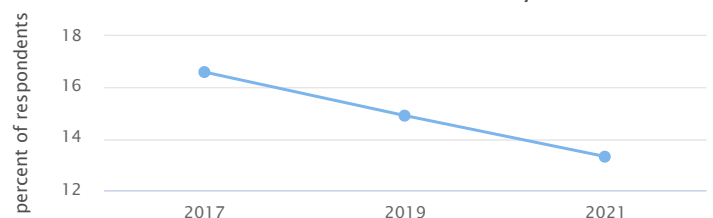
Adequate safety is vital to a population's social and physical wellbeing.

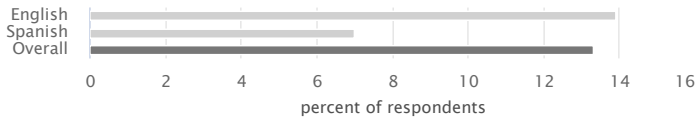
Respondents Who Have Been Victims of Violence Their Community



Respondents Who Have Been Victims of Violence Their Community by Language Spoken

Respondents Who Have Been Victims of Violence Their Community






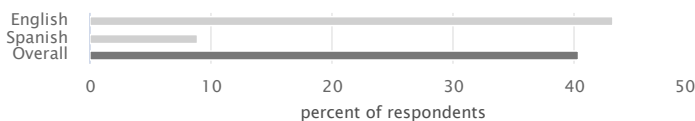
Respondents who Have Witnessed Violence their Community

Adequate safety is vital to a population's social and physical wellbeing.

Respondents who Have Witnessed Violence their Community



Respondents who Have Witnessed Violence their Community by Language Spoken

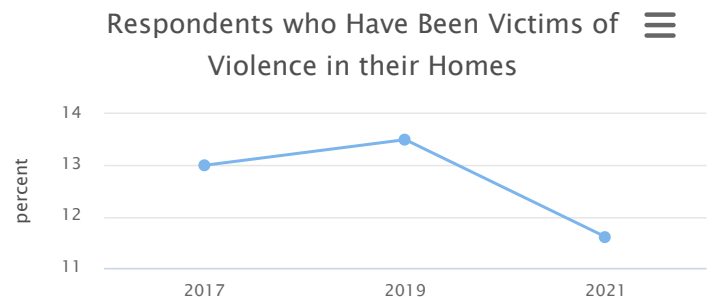



Public Safety/ Domestic Violence

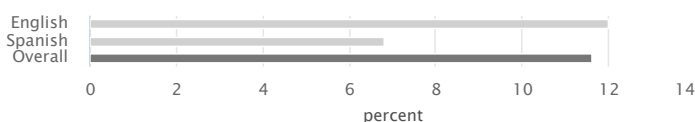
Respondents who Have Been Victims of Violence in their Homes

Adequate safety is vital to a population's social and physical wellbeing.

Respondents who Have Been Victims of Violence in their Homes



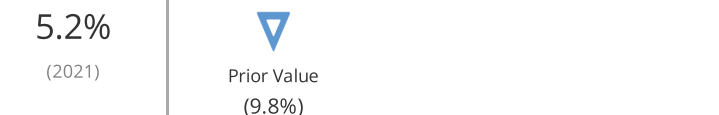
Respondents who Have Been Victims of Violence in their Homes by Language Spoken



Respondents who Have Used Victim Services in the Community

It's important to measure the impact and knowledge of these programs for our community members.

Respondents who Have Used Victim Services in the Community



Respondents who Have Used Victim Services the Community






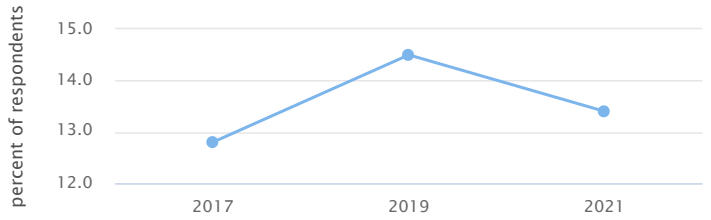
Respondents Who Have Witnessed Violence In their Home

Adequate safety is vital to a population's social and physical wellbeing.

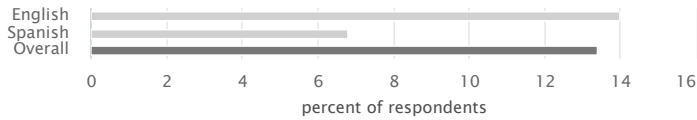
Respondents Who Have Witnessed Violence In their Home



Respondents Who Have Witnessed Violence In their Home



Respondents Who Have Witnessed Violence In their Home by Language Spoken



Social Environment

Respondents who Stated Their Families May be Interested in Joining 4-H

It is important to measure the awareness of, and interest in community programs such as 4-H.

Respondents who Stated they Have a Smartphone in their Household

Adequate access to the internet is vital to a population's social wellbeing.

Respondents who Stated they Have a Smartphone in their Household

95.2%

(2021)

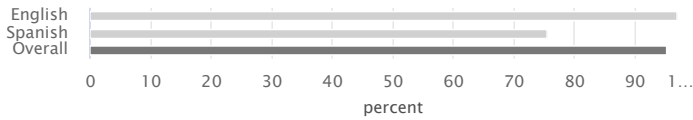


Prior Value
(83.5%)

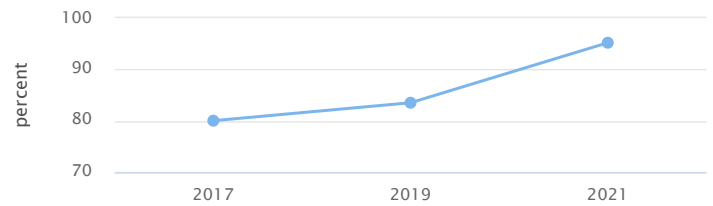


Kings County 2023
Target
(88.0%)

Respondents who Stated they Have a Smartphone in their Household by Language Spoken



Respondents who Stated they Have a Smartphone in their Household



Social Environment/ Children's Social Environment

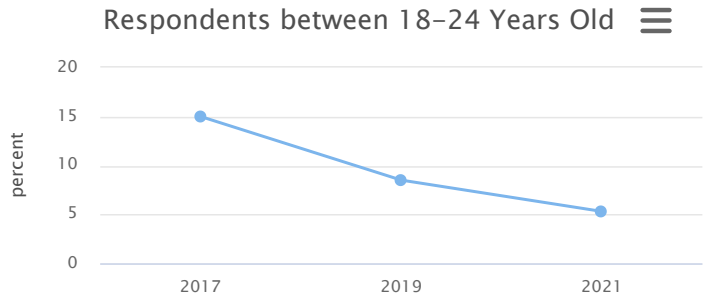
Respondents who Feel the Community Offers Quality Child Care

Parents want to ensure their children are safe and receiving adequate attention. Child care is essential for working parents.

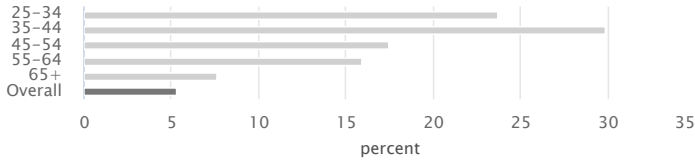
Respondents between 18-24 Years Old

We can best understand the survey results by knowing the demographics of the respondents.

Respondents between 18-24 Years Old



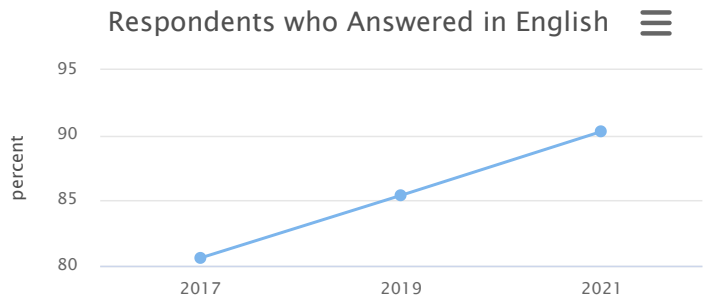
Respondents between 18-24 Years Old by Age



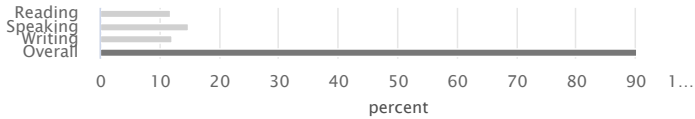
Respondents who Answered in English

It is important to understand the language preferences in our community.

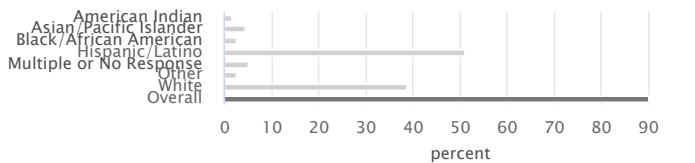
Respondents who Answered in English



Respondents who Answered in English by Does Anyone in Your Household Need Help with English?



Respondents who Answered in English by Race/Ethnicity



Respondents who Identify as Male

Respondents who Identify as Male

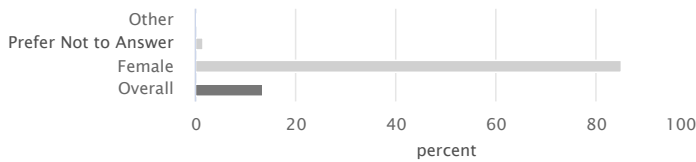
It is important to understand the demographics of the respondents of the Got Needs survey so we can better serve our community.

Respondents who Identify as Male

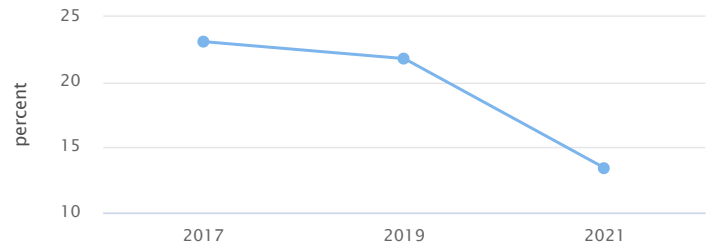
13.4%
(2021)

▼
Prior Value
(21.8%)

Respondents who Identify as Male by Gender



Respondents who Identify as Male



Respondents who Live in Hanford

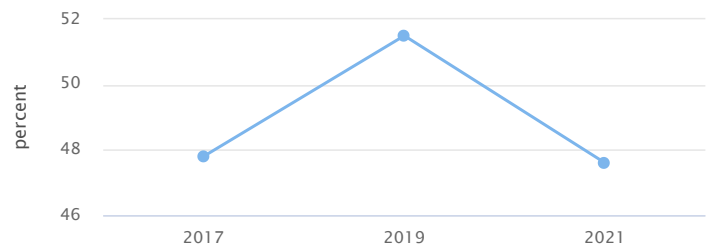
It is important to understand where the survey respondents live within Kings County.

Respondents who Live in Hanford

47.6%
(2021)

▼
Prior Value
(51.5%)

Respondents who Live in Hanford



Respondents who Live in Hanford by Neighborhood

Social Environment/ Family Structure

Respondents who Have Used Family and Parenting Services in the Community

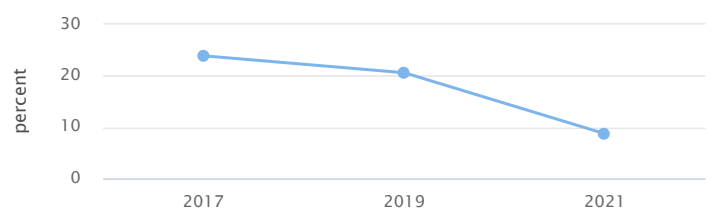
It's important to measure the impact and knowledge of these programs for our community members.

Respondents who Have Used Family and Parenting Services in the Community

8.7%
(2021)

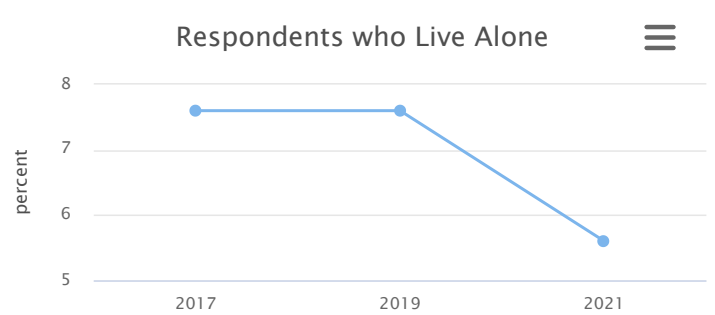
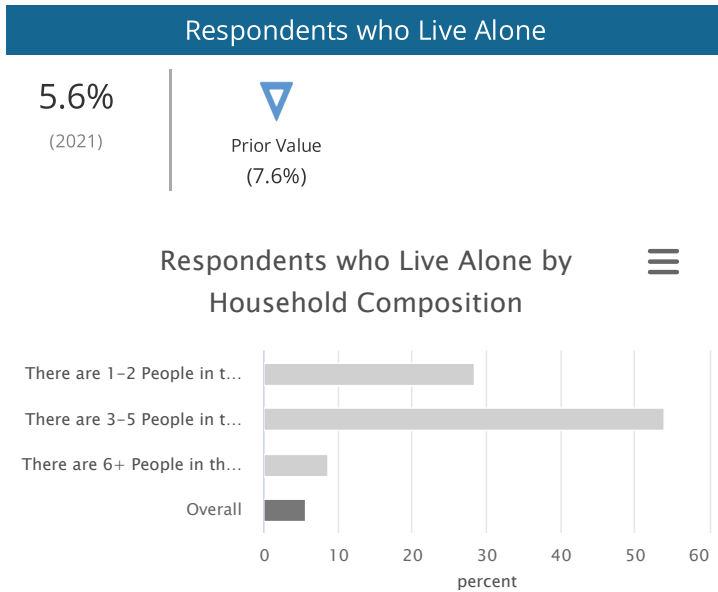
▼
Prior Value
(20.6%)

Respondents who Have Used Family and Parenting Services in the Community



Respondents who Live Alone

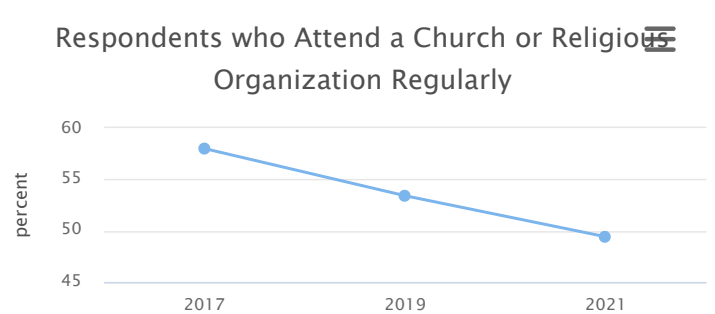
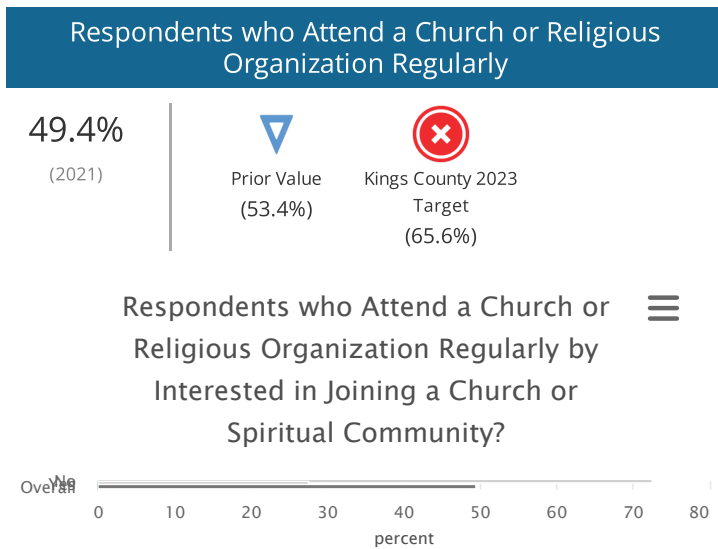
It is important to understand the household composition of our community.



Social Environment/ Religion & Spirituality

Respondents who Attend a Church or Religious Organization Regularly

Spirituality and organized religion can provide a sense of community as well as mental health benefits.



Respondents who Attend a Church or Religious Organization Regularly by

Respondents Who Feel There Are Enough Opportunities and Organizations to Meet Their Spiritual Needs

Adequate spiritual opportunities are vital to a population's social and mental health.

Respondents Who Feel There Are Enough Opportunities and Organizations to Meet Their Spiritual Needs

65.9%
Percent of respondents


Prior Value
(70.1%)


Kings County 2023
Target
(70.1%)

Respondents Who Feel There Are Enough Opportunities and Organizations to Meet Their Spiritual Needs



Transportation/ Public Transportation

Respondents who Believe Public Transportation does not Meet Their Needs

Available and affordable public transportation helps transport workers to their place of employment and fosters community connections.

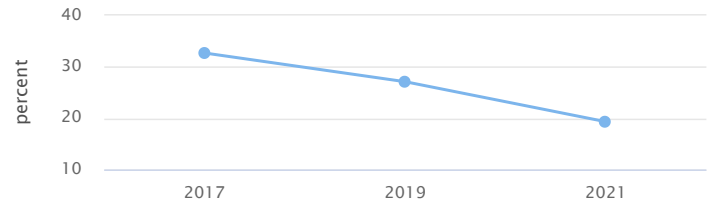
Respondents who Believe Public Transportation does not Meet Their Needs

19.3%
Generated by www.kpfp.org on November 9, 2021

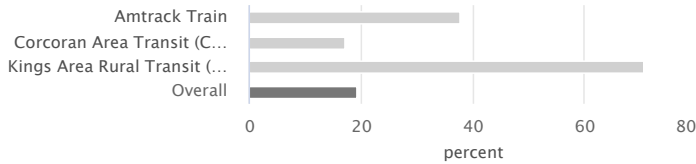

Prior Value
(27.1%)


Kings County 2023
Target
(29.4%)

Respondents who Believe Public Transportation does not Meet Their Needs



Respondents who Believe Public Transportation does not Meet Their Needs by Types of Public Transportation Used



Respondents who Believe Public Transportation does not Meet Their Needs by What's Wrong with Public Transportation?

